



The British Association of Urological Surgeons

35-43 Lincoln's Inn Fields
London
WC2A 3PE

Phone: +44 (0)20 7869 6950
Fax: +44 (0)20 7404 5048
Website: www.baus.org.uk
E-mail: admin@baus.org.uk


RIGID CYSTOSCOPY (± BIOPSY OR STENT REMOVAL) PROCEDURE-SPECIFIC INFORMATION FOR PATIENTS

What evidence is this information based on?

This booklet includes advice from consensus panels, the British Association of Urological Surgeons, the Department of Health and other sources. As such, it is a reflection of best urological practice in the UK. You should read this booklet with any advice your GP or other healthcare professional may already have given you. We have outlined alternative treatments below that you can discuss in more detail with your urologist or specialist nurse.

What does the procedure involve?

Inspection of the bladder and urethra with a telescope and, occasionally, biopsy or removal of abnormal areas with the use of diathermy. We can also remove a ureteric stent during this procedure.



What are the alternatives to this procedure?

Alternative to this procedure include flexible cystoscopy and observation.

What should I expect before the procedure?

You will usually be admitted to hospital on the same day as your surgery. You will normally receive an appointment for a "pre-assessment" to assess your general fitness, to screen you for MRSA and to do some baseline investigations. Once you have been admitted, you will be seen by members of the medical team which may include the consultant, specialist registrar, house officer and your named nurse.

You will be asked not to eat and drink for six hours before surgery. Immediately before the operation, the anaesthetist may give you a pre-medication which will make you dry-mouthed and pleasantly sleepy.

Please tell your surgeon (before your surgery) if you have any of the following:

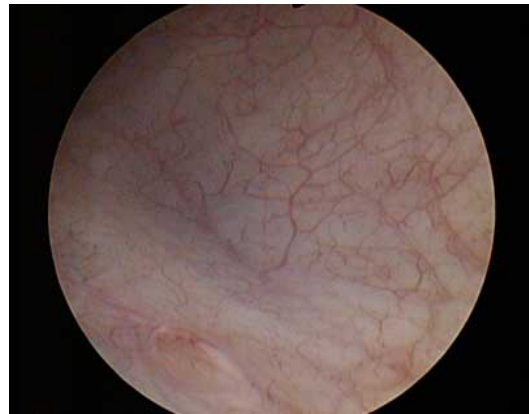
- An artificial heart valve
- A coronary artery stent

- A heart pacemaker or defibrillator
- An artificial joint
- An artificial blood-vessel graft
- A neurosurgical shunt
- Any other implanted foreign body
- A regular prescription for a blood thinning agent such as warfarin, aspirin, clopidogrel (Plavix®), rivaroxaban, prasugrel or dabigatran
- A previous or current MRSA infection
- A high risk of variant-CJD (if you have had a corneal transplant, a neurosurgical dural transplant or injections of human-derived growth hormone).

When you are admitted to hospital, you will be asked to sign the second part of your operation consent form giving permission for your operation to take place, showing you understand what is to be done and confirming that you want to go ahead. Make sure that you are given the opportunity to discuss any concerns and to ask any questions you may still have before signing the form.

What happens during the procedure?

Either a full general anaesthetic (where you will be asleep) or a spinal anaesthetic (where you are unable to feel anything from the waist down) will be used. All methods minimise pain. Your anaesthetist will explain the pros and cons of each type of anaesthetic to you.



You will usually be given injectable antibiotics before the procedure, after checking for any allergies.

A telescope is inserted through the water pipe (urethra) to inspect both the urethra and the lining of the bladder (pictured). Occasionally, it is necessary to stretch the opening of the urethra to introduce the instrument.

What happens immediately after the procedure?

You should be told how the procedure went and you should:

- ask the surgeon if it went as planned;
- let the medical staff know if you are in any discomfort;
- ask what you can and cannot do;
- feel free to ask any questions or discuss any concerns with the ward staff and members of the surgical team; and
- make sure that you are clear about what has been done and what happens next.

You will normally be allowed home once you have passed urine satisfactorily. If a catheter is left in place, this is usually removed within 24 hours. You will be discharged once you have passed urine satisfactorily.

The average hospital stay is one day.

Are there any side-effects?

Most procedures have possible side-effects. But, although the complications listed below are well-recognised, most patients do not suffer any problems.

Common (greater than 1 in 10)

- Mild burning or bleeding on passing urine for a short period after the operation.
- Temporary insertion of a catheter.

Occasional (between 1 in 10 and 1 in 50)

- Infection of the bladder requiring antibiotics.
- Finding of cancer or other abnormalities may require further surgery or other therapies.
- Permission for telescopic removal/ biopsy of bladder abnormality/stone if found.

Rare (less than 1 in 50)

- Delayed bleeding requiring removal of clots or further surgery.
- Injury to the urethra causing delayed scar formation.
- Very rarely, perforation of the bladder requiring a temporary urinary catheter or open surgical repair.

Hospital-acquired infection

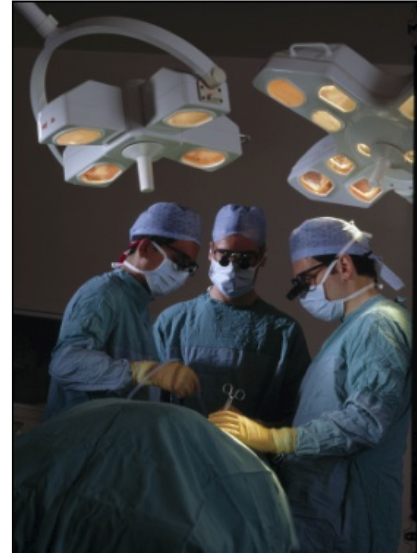
- Colonisation with MRSA (0.9% - 1 in 110).
- Clostridium difficile bowel infection (0.01% - 1 in 10,000).
- MRSA bloodstream infection (0.02% - 1 in 5000).

Please note: The rates for hospital-acquired infection may be greater in “high-risk” patients. This group includes, for example, patients with long-term drainage tubes, patients who have had their bladder removed due to cancer, patients who have had a long stay in hospital or patients who have been admitted to hospital many times.

What should I expect when I get home?

When you are discharged from hospital, you should:

- be given advice about your recovery at home;
- ask when you can begin normal activities again, such as work, exercise, driving, housework and sex;
- ask for a contact number if you have any concerns once you return home;
- ask when your follow-up will be and who will do this (the hospital or your GP); and
- be sure that you know when you get the results of any tests done on tissues or organs which have been removed.



When you leave hospital, you will be given a “draft” discharge summary. This contains important information about your stay in hospital and your operation. If you need to call your GP or if you need to go to another hospital, please take this summary with you so the staff can see the details of your treatment. This is important if you need to consult another doctor within a few days of being discharged.

When you get home, you should drink twice as much fluid as you would normally for the first 24 - 48 hours to flush your system through. When you first pass urine you may find that it burns and it may be lightly bloodstained. If you continue to drink plenty of fluid, this discomfort and bleeding will resolve rapidly.

What else should I look out for?

If you develop a fever, severe pain on passing urine, inability to pass urine or worsening bleeding, you should contact your GP immediately.

Are there any other important points?

If a biopsy has been taken, it will be 14 - 21 days before the biopsy results on the tissue removed are available. All biopsies are discussed in detail at a multi-disciplinary meeting before any further treatment decisions are made. You and your GP will be informed of the results after this discussion.

If you have any continuing problems regarding the tests, you can telephone the specialist nurses or speak to your GP surgery.

Depending on the underlying problem, an outpatient appointment, further treatment or another admission may be arranged for you before you leave the hospital. Your consultant or named nurse will explain the details of this to you.

Driving after surgery

It is your responsibility to make sure you are fit to drive following your surgery. You do not normally need to tell the DVLA that you have had surgery, unless you have a medical condition that will last for longer than three months after your surgery and may affect your ability to drive. You should, however, check with your insurance company before returning to driving. Your doctors will be happy to give you advice on this.

Is any research being carried out in this area?

Before your operation, your surgeon or specialist nurse will tell you about any relevant research studies taking place. In particular, they will tell you if any tissue that is removed during your surgery will be stored for future study. If you agree to this research, you will be asked to sign a special form giving your consent.



All surgical procedures, even those not currently undergoing research, are audited so that we can analyse our results and compare them with those of other surgeons. In this way, we learn how to improve our techniques and results; this means that our patients will then get the best treatment available.

What should I do with this information?

Thank you for taking the trouble to read this booklet. If you want to keep a copy for your own records, please sign below. If you would like a copy of this booklet filed in your hospital records for future reference, please let your urologist or specialist nurse know.

However, if you do agree to go ahead with the scheduled procedure, you will be asked to sign a separate consent form that will be filed in your hospital records; we can give you a copy of this consent form if you ask.

I have read this booklet and I accept the information it provides.

Signature..... Date.....

How can I get information in alternative formats?

Please ask your local NHS Trust or PALS network if you require this information in other languages, large print, Braille or audio format.



Most hospitals are smoke-free. Smoking can make some urological conditions worse and increases the risk of complications after surgery. For advice on stopping, contact your GP or the free **NHS Smoking Helpline** on **0800 169 0 169**

Disclaimer

While we have made every effort to be sure the information in this booklet is accurate, we cannot guarantee there are no errors or omissions. We cannot accept responsibility for any loss resulting from something that anyone has, or has not, done as a result of the information in this booklet.

The NHS Constitution Patients' Rights & Responsibilities

Following extensive discussions with staff and the public, the NHS Constitution has set out new rights for patients that will help improve your experience within the NHS. These rights include:

- a right to choice and a right to information that will help you make that choice;
- a right to drugs and treatments approved by NICE when it is considered clinically appropriate;
- a right to certain services such as an NHS dentist and access to recommended vaccinations;
- the right that any official complaint will be properly and efficiently investigated, and that patients will be told the outcome of the investigations; and
- the right to compensation and an apology if you have been harmed by poor treatment.

The constitution also lists patients' responsibilities, including:

- providing accurate information about their health;
- taking positive action to keep yourself and your family healthy.
- trying to keep appointments;
- treating NHS staff and other patients with respect;
- following the course of treatment that you are given; and
- giving feedback (both positive and negative) after treatment.

© **British Association of Urological Surgeons (BAUS) Limited**

Published: March 2016.

Due for review: March 2018